



Pakistan

*Ultrasound Society of Pakistan*



*Details are in the CD*

*History*  
*Ultrasound Society of Pakistan*

*By*  
*Dr Musarrat Hasan*

In 1988 , a congress in ultrasound was arranged in Islamabad by the group of Radiologist , Gynaecologist, Sonologist, Cardiologist and Physicians.

During the congress it was suggested that a common platform should be available to discuss this new emerging modality hence a society should be formed.

The keen interest was taken by the group from Islamabad represented by Prof Saad Rana and Brigadeir MB Zafar and from Karachi by Dr Shahida Zaidi and Dr Musarrat Hasan. Ad hock committee was made and it was decided to hold the first election after the Bali AFSUMB congress in 1989.

During this period two groups from Islamabad and Karachi developed difference on many issues hence parted ways and made separate societies with the same name but at the same time both applied for affiliation to AFSUMB.

Since AFSUMB could affiliate only one society from each country hence the matter was deferred in the Executive Council Meeting of AFSUMB at Bali congress 1989.

Dr Musarrat Hasan realizing that the matter is not settling one way or the other submitted an application to withdraw the affiliation application. Since other society was not active for 9 years hence Dr Musarrat Hasan was finally asked to submit a fresh application for affiliation in 1998 at Taipei Taiwan which was accepted and the USP got its final affiliation in Kuala Lumpur at the council Meeting held in 1999.

Our Society got registered in 1990 at corporate Law Authority Govt of Pakistan. Dr Shahida Zaidi became the first President and Dr Musarrat Hasan the First Secretary General and Dr Farooq Bhurya the first Treasurer of Ultrasound Society of Pakistan. The first News letter of USP was published in May 1990 and their on the society has been growing with members increasing every year. Many National & International conferences and Seminars, workshop clinical meeting have been arranged under the banner of USP. The activities of the society rotated to different cities of Pakistan so that everyone could benefit from it.

U  
S  
P

*Ultrasound  
Society of  
Pakistan*

(Licence from Corporate Law Authority Section 42 of the Company Ordinance 1984)

Restricted Circulation

JULY & AUGUST 1990

*Letter from the Secretary General*

*Dear Colleague*

I am thankful to those who appreciated our efforts in bringing the first newsletter of the ultrasound Society of Pakistan.

Continuing Medical Education is encouraged in the field of Diagnostic Ultrasound so as to protect the misuse of this new technology. The more we get closer to each other and educate ourselves first and then those around us, there is a greater chance that Diagnostic Ultrasound will continue to remain one of the most safe and beneficial diagnostic procedure.

Standardisation and Quality service in Diagnostic Ultrasound is the need of the day which can only be achieved with interaction between ultrasound community and referring physicians.

We welcome your suggestions and advice.

With regards,  
Yours sincerely,

  
(DR. MUSARRAT HASAN)

N  
E  
W  
S  
L  
E  
T  
T  
E  
R

Recent Activities

1. 2nd Executive Council meeting of USP was held at Ultrasound Clinic, which was chaired by Dr. Shahida Zaidi. Decisions regarding Membership, election and clinical meeting were taken.
2. Dr. M. Farooq Bhurya recently delivered a lecture on "Role of Ultrasonography in Nephro-urological diseases" in fourth advance course of Urology at the Department of Nephrourology JPMC, Karachi.

FIRST  
CLINICAL MEETING  
OF  
*Ultrasound Society of Pakistan*  
9th August 1990  
at 12.00 Noon  
at  
Pearl Continental  
Karachi.

Room No.1, Hilal-e-Ahmer House, Main Clifton Road, Karachi. Phone : 536789

**U S P**  
**NEWS LETTER**

**Ultrasound  
Society of  
Pakistan**

(Licence from Corporate Law Authority  
Section 42 of the Company Ordinance 1984)

Restricted Circulation

MAY 1990

**Letter from the Secretary General**

*Dear Colleague,*

It gives me great pleasure to write the first Newsletter of this Society. The Society is registered with the Corporate Law Authority, Government of Pakistan.

This Society is dedicated to the advancement of the art and science of ultrasound in medicine and research. Its activities will be professional, educational and literary.

If you like to share your views, experiences and expertise, please do not hesitate to write to us.

Looking forward to your suggestions.

With regards,

*Yours sincerely,*

*Hasan*  
(Dr. Musarrat Hasan)

**Executive Members of the  
Ad-Hoc Committee of USP**

1. President  
*Dr. Shohida Zaidi*
2. Secretary General  
*Dr. Musarrat Hasan*
3. Treasurer  
*Dr. M. Farooq Bhurwa*
4. Members  
*Prof. A. Samad*  
*Dr. Aftab Anwar*  
*Dr. Sahaila Alam*  
*Dr. Malika Minhar*  
*Dr. K. S. Mallick*

**Catagories of the Members of USP**

**1. Life Member:**

Any person who holds a medical degree recognised by PM & DC and is interested in Diagnostic Ultrasound and pays Rs. 1500/- in lump sum.

**2. General Member:**

Any person who holds a medical degree and is interested

in Diagnostic Ultrasound and pays Rs. 100/- annually.

**3. Sustaining Member:**

Any Company, firm, or agent of firm associated with ultrasound equipment and its related products and pays Rs. 10,000/- in lump sum.

**Benefits of the Membership:**

- Periodic information about the activities in the field of Ultrasound.
- Discount in congresses and Conferences held by the Society.
- Circulation of its Newsletter.
- Circulation of the contents of research papers in the Ultrasound journals. Members may on nominal payment obtain photo copies of any article they may be interested in.
- Upto date knowledge of latest Ultrasound machine in the market.
- Members Directory
- Circulation of the information about ultrasound clinical meetings in Pakistan.

Room No. 1, Hital-e-Ahmer House, Clifton Road, Karachi. Phone : 536789

# Ultrasound Society of Pakistan

(Licence from Corporate Law Authority Section 42 of the Company Ordinance 1984)

Restricted Circulation

Volume 1 Part III

SEPT & OCT 1990

N  
E  
W  
S  
L  
E  
T  
T  
E  
R

## Highlights of

### 1st Clinical Meeting

THE 1st clinical meeting of Ultrasound Society of Pakistan was hosted by Dr. Musarrat Hasan at Pearl Continental on 9th August 1990. The meeting was followed by lunch given by M/S. Quailtron.

INSPIRE of inclement weather quite a large number of doctors attended the meeting. The meeting started with the recitation of Holy Quran by Dr. Mohammad Hashim.

DR. MUSARRAT HASAN showed recording of interesting cases with the help of video projector on abdominal, small parts, doppler duplex, obstetrical & gynaecological ultrasound.

HE showed comparative study of 3.5 and 5.0MHz. transducers in gynaecological and obstetrical cases. The efficacy and accuracy of doppler duplex scanning in OB/GYN and abdominal cases was highlighted.

Invasive procedures like biopsies and aspiration with the help of puncture adaptor were also shown. Small parts scanning included cases on Breast, Thyroid, Testicles and Neonatal brain.

IT was concluded that high resolution machines, various frequencies transducers and additional gadgets certainly improve the quality of image which ultimately helps in the diagnosis. He encouraged the participants to record their cases on VCR so as to present them in other clinical meetings.

FILM on color doppler was shown to update the participants on the latest technology. MEMBERS were informed that such clinical meetings will also be held in other cities of Pakistan where there are atleast ten members of the society.

FIRST ELECTION  
of  
Ultrasound Society of Pakistan  
will be held  
on  
6th Dec 1990  
for the following Posts

1. President
2. President Elect
3. Three Vice Presidents
4. Secretary General
5. Treasurer
6. Nine Executive Members  
(Two from each Province and one from Federally Administered Area)

Dr. A. Moid has been Nominated as the Presiding Officer for the above election.

SECOND  
CLINICAL MEETING  
OF  
Ultrasound Society of Pakistan  
AT  
COLLEGE OF PHYSICIANS &  
SURGEONS PAKISTAN  
DEFENCE HOUSING AUTHORITY  
KARACHI  
ON  
THURSDAY 4th OCTOBER 1990  
AT 12.45 P.M. SHARP

Room No.1, Hlal-e-Ahmer House, Main Clifton Road, Karachi. Phone : 536789

# Ultrasound Society of Pakistan

(Licence from Corporate Law Authority Section 42 of the Company Ordinance 1984)

Restricted Circulation

Volume IV Part I

JULY 92 TO JULY 93

## NEWSLETTER

### ACTIVITIES OF ULTRASOUND SOCIETY OF PAKISTAN 2ND ONE-DAY SEMINAR 15TH MAY, 1992

The second one-day seminar on Color Doppler was held on 15th May, 1992 at Hotel Pearl Continental, Karachi in collaboration with Institute of Ultrasound Imaging.

The Executive Council meeting conveyed at 8.30 am.

The meeting was followed by a video film on obstetrical standards in ultrasound.

Seminar formally started with recitation of Holy Quran by Dr. M. Saulat Nawaz.

Dr. Musarrat Hasan, Secretary General, Ultrasound Society of Pakistan, welcoming the chief guest. Prof. Ali Mohammad Ansari and other distinguished guests gave a brief resume of activities of the Society. He also emphasized the importance of ultrasonography, specially color doppler ultrasound, in the diagnosis and management of various diseases.

Prof. Ali Mohammad Ansari speaking on the occasion thanked the organisers for inviting him. He highlighted the importance of ultrasonography in recent medical

practices and predicted that in the near future doctors will utilize diagnostic ultrasound before recommending any invasive procedure.

Dr. M. Farooq Bhurya gave a lecture on the principle of color doppler ultrasound with special reference to peripheral vasculature.

Dr. Musarrat Hasan talked in detail about the applications of color doppler in OBS/GYN, abdominal, neonatal and cardiac cases.

Prof. Z.K. Kazi in his concluding remarks appreciated the efforts made by Dr. Musarrat Hasan and his committee for organising such an enlightening and informative seminar.

After lunch, the afternoon session began with the General Body meeting of Ultrasound Society of Pakistan. This was followed by live demonstration on patients, carried out by Dr. Musarrat Hasan on Toshiba 270-A.

The seminar was attended by about 200 doctors including professors and consultants from various fields of medicine and members of USP from all over Pakistan.

M/s. Mediquips (Distributors of Toshiba) sponsored the seminar.

Room No. 1, Hilal-e-Ahmer House, Main Clifton Road, Karachi - Phone: 536789



HIGHLIGHTS OF THE CLINICAL MEETING OF USP HELD IN  
KARACHI ON 12<sup>TH</sup> SEPT, 2004

A clinical meeting of the Ultrasound Society of Pakistan was held at Pearl Continental Hotel, Karachi on 12<sup>th</sup> September 2004 from 9.00 am to 3.00 pm. It started with pre-recorded recitation of Holy Quran by Dr M Saulat Nawaz (Past President of USP) who could not attend the meeting due to his ailment.

Dr Musarrat Hasan was the heart of the Clinical meeting. He grasped the audience attention by his impressive way of teaching, not only by showing interesting cases but also showed different video clips of his personal experience which served as a refreshing glass of juice after strenuous exercise. He covered all the important topics concerning Obstetrical, Gynecological, Abdominal and peripheral ultrasound.

The meeting was divided in three sessions. Every session of teaching was followed by video clips and refreshments in the form of tea and lunch. Dr Hasan also offered certain refreshments to those participants giving right answer in between the teaching session to involve them and to give them more incentive.

Following are some cases which were showed during the teaching session

- He showed various typical and atypical cases of **dermoids** which really enthralled the audience.
- He highlighted new concept of diagnosing **Polycystic Ovaries** i.e. the volume of the ovary should be more than 12 ml there should be more than five follicles at the periphery and echogenic central stoma. It was emphasized that repeat scan after 48 hours showing no

change in above parameters will make diagnosis of PCO.

- He showed various cases of **Chromosomal abnormalities** e.g. echogenic bowels which he compared with limbs echogenicity, Distended Urinary bladder in 1<sup>st</sup> trimester, typical angle of iliac wings, prominent ear, enlarged tongue. He highlighted and emphasized the imaging of **nasal bone** measurement from 14 weeks onwards. He told that absence or hypo-plastic nasal bone is suggestive of underlying chromosomal abnormality. He also told the difference between umbilical cord cyst and warts on jelly.

- In Cervix he highlighted **cervical incompetence**, stenosis and measurements.

- He showed **Hypophosphatasia** which is marked demineralization of bones, Cleft lip,



**Forthcoming International Events**

**EUROSON - ULTRASCHALL  
2005**

*17th European Congress  
of Ultrasound  
Geneva*

**Sep. 25-28, 2005**

*For further details contact:*  
**Prof. Dr. Francois Terrier**  
Congress President

Geneva Tourism  
P.O. Box 1602-18,  
Rue du Mont-Blanc-CH 1211  
Geneva  
Phone: +41 22 909 7000  
Fax: +41 22 909 7011  
www.geneva-tourism.ch

**WFUMB 2006  
SEOUL KOREA**

**May 28th-June 1, 2006**

*For further details contact:*

Congress Secretariat  
WFUMB 2006  
Phone: +82-2-3471-8555  
Fax: +82-2-521-8663  
E-mail:

wfumb2006@insession.co.kr

**8th AFSUMB 2007  
Bangkok Thailand**

**Nov. 12-16, 2007**

*For more details contact:*

The President Office and Secretariat  
Siriraj Cancer Centre  
Faculty of Medicine Siriraj Hospital  
Mahidol University  
2 Prannok Road,  
Bangkok 10700, Thailand  
Fax: (662) 412-9169

Website: <http://www.afsumb2007.org>

**AIUM 2005  
Annual Convention**

**Orlando FL**

**June 19-21, 2005**

Phone : 301-498-4100  
800-638-5352  
Website: [www.aium.org](http://www.aium.org)

**Keep us Posted**

Advise us of any changes in your mailing address so we could update our records. Renew your membership and remain on our mailing list. Send in your cheque today.

**USP Mailing Address**


Ultrasound Society of Pakistan  
Room No. 1, Doctor's Plaza, Hial-e-Ahmer House,  
Main Clifton Road, Kebabstan, Karachi - Pakistan  
Phone: 92-21-5836789 Fax : 92-21- 5835663  
E.mail: [headoffice@ultrasoundsoociety.org](mailto:headoffice@ultrasoundsoociety.org)  
[www.ultrasoundsoociety.org](http://www.ultrasoundsoociety.org)



**Prof. Jaenty**



**Prof. Benacerraf**



**Prof. Nelson**



## Letter to Members

### Happy New Year

#### Dear Colleagues,

It gives me immense pleasure to present before you the first newsletter of Ultrasound Society of Pakistan in 2002, to keep you informed about the various activities going on in the world of Ultrasound.

We have entered a new century which even in its infancy promises the dawn of a completely advanced scientifically baffling new era. Every day new visions, new concepts and new ideas replace older ones.

The Ultrasound Society of Pakistan has become a forum to discuss and expand the imaging modality of ultrasound and its very vital role in diagnosis, by holding meetings, conferences, seminars and congresses nationally and internationally.

Our seminars and conferences provide an excellent opportunity to both learn and meet other individuals related in the field of ultrasound. Every other day, new doctors from various fields of

medical specialities, keep on becoming new members.

Under the guidance of past Presidents, the Ultrasound Society of Pakistan nourished and flourished academically, scientifically and educationally.

*(Continued on page 2)*



Dr. Muhammad Saulat Nawaz  
President

## A Letter from Past-President

#### Dear Members,

I have handed over the charge of President USP to Dr. Muhammad Saulat Nawaz. As an outgoing president, I take this opportunity to thank you all for your co-operation



Dr. Musarrat Hassan  
Past President

and support which you extended during my tenure.

During my stay as president, there were many developments and achievements which I

*(Continued on page 2)*

#### Inside this issue:

About Ultrasound Society of Pakistan	3
Objectives of USP	3
USP Events at a glance	4
Ultrasound Society of Pakistan Highlights	5
Forthcoming Events	7
Join Ultrasound Society of Pakistan	7
USP Executive Board Members	8



#### Congratulations!

Ultrasound Society of Pakistan extends Heartiest Congratulations to Dr. Shahida Zaidi (First President of USP) for becoming President Elect of Asian Oceanian Federation of Obstetrics and Gynaecology (AFOG).

## Letter to Members

*(Continued from page 1)*

I would personally like to thank Dr. Musarrat Hassan our outgoing president for an excellent and outstanding tenure of two years in office.

**Our seminars and conferences provide an excellent opportunity to both learn and meet, professionally and socially, other individuals related in the field of Ultrasound.**

His enthusiasm and inspiration have led and moved the society in many areas. It always has been a privilege and pleasure to have worked with him. I look forward to continue to work with extremely vigilant and creative members of the executive committee.

### NEW CONCEPTS FOR USP.

1. Planning to create a web site for Ultrasound Society of Pakistan where all information would be ready first hand, to benefit you about the latest news in ultrasound nationally and internationally. Membership forms could be directly downloaded from the web site.

2. Starting a quarterly news letter.

3. An Ultrasound quiz would be added in the newsletter to enhance clinical skills.

4. Research in Ultrasound Imaging will be encouraged and facilitated by USP.

5. Membership campaign needs to be escalated by former members.

As the activities of USP increases our professional quality, I therefore suggest, recommend and urge former members to persuade others to consider seriously joining USP.

If every member could add at least one member yearly, our organization will keep on flourishing.

I would also like to assure each and every one of you that I will do my utmost to maintain the integrity and quality of USP.

**If every member could add at least one member yearly, our organization will keep on flourishing.**

I would like to have your concerns recommendations and suggestions that would help me to carve out new horizons for the society.

In the end once again, I wish you all a very happy new year, a secure future, sound health and boundless prosperity.

Sincerely,  
Dr. Muhammad Saulat Nawaz.

## A Letter from Past-President

*(Continued from page 1)*

would briefly narrate at this time.

Starting with we had two lovely and successful conferences arranged one at Karachi in 1998 and other at Islamabad in the year 2000. These two conferences were very well attended with international participation. From Nov. 1998 till today we had numerous seminars and clinical meetings at various cities of Pakistan which highlighted the recent advances in Ultrasound.

During my tenure, our society got formal affiliation with AFSUMB (Asian Federation of Societies for Ultrasound in Medicine and Biology) and WFUMB (World Federa-

**"Dr. Musarrat Hassan is elected councilor of AFSUMB & Nominated in the constitution committee of AFSUMB.**

tion of Ultrasound In Medicine and Biology)

We will be shortly issuing certificate of life membership with the logo of AFSUMB and WFUMB).

We got formal permission from AIUM executive director to print the AIUM newsletter "Sound Waves" locally and then distribute amongst USP members. In the end, I thank you once again and wish the new president Dr. Muhammad Saulat Nawaz all the success.

Sincerely,  
Dr. Musarrat Hassan.

## Next Forthcoming USP Events

### Color Doppler Seminar

with  
Introduction to 3-D Ultrasound  
including practical demonstrations  
23rd - 25th March 2002  
Avani Tower Karachi

### Ultrasound Seminar

July 2002  
in  
Islamabad

For further information please contact

### Society Office

Room # 1 Doctor's Plaza Hilal -e- Ahmer  
House Main Clifton Road Kekhesh Karachi  
Pakistan  
Ph # 0092-21-5836789  
Fax # 0092-21-4551020

## Next Forthcoming International Events

### March 10-13, 2002

46th Annual conference of the American  
Institute of Ultrasound in Medicine (AIUM)  
Venue: Nashville TN USA contact: Branda  
Kinny., 14750 sweitzer Lane, Suit 100 Laurel  
MD 20707-5906 USA  
Tel +1301 4984100  
Fax +1301 4984450

### 2nd International Ultrasound Symposium

5 to 9 May 2002  
in Kemer, Antalya, Turkey  
For Further Information  
General Secretary  
Hakan Ozdemir: Associate Professor of  
Radiology, Gazi University School of  
Medicine, Department of Radiology,  
Besevler, 06510, Ankara, Turkey  
Phone: +90.312.222.97.30

Fax: +90.312.212.19.40  
E.mail: hozdem@yahoo.com

### July 3-7 2002

Euron 2002 14th Conference of the European  
Federation of Society for Ultrasound in  
Medicine and Biology, Warsaw Poland Contact:  
EURSON 2002 Warsaw Polish Ultrasound  
Society Zakaland Diagnostyki Ultrasowej  
Wojewodzki Szpital Bronowski Ul Kondratowicza  
8 03-242 Warszawa Poland  
Tel + 48 22 811 9677

## Join Ultrasound Society of Pakistan

The ultrasound Society of Pakistan is committed to the advancement of the art and science of ultrasound in medicine and research. Clinical meetings, seminars and conferences are held regularly in different cities of Pakistan on rotation basis, for the promotion of interest and education in ultrasound all over the country.

Download membership form for ultrasound society of Pakistan from following address  
[www.ultrasoundsofpa.org](http://www.ultrasoundsofpa.org)

To date, the society has registered more than 1200 members including Sonologists, Radiologists, Obstetricians and Gynecologists, Physicians and Surgeons from all the four provinces of Pakistan

### Eligibility:

1. Any person who holds a medical degree and is interested in diagnostic ultrasound



2. Any company or agent of the company associated with ultrasound equipment and related products may also become a member of ultrasound society of Pakistan.

### Benefits of the Membership

- Periodic information about the activities in the field of ultrasound  
- Discount in congresses and conference held by the society.

- Circulation of the contents of research papers in the ultrasound journals.

To date, the society has registered more than 1200 members from all the four provinces of Pakistan.

- Members may obtain photo copies of any article on nominal payment, they may be interested.

- Up to date knowledge of latest ultrasound machines in the markets.

- Members Directory

- Circulation of the information about ultrasound clinical meetings in Pakistan



**"Congratulations to the members of Ultrasound Society of Pakistan."**

We are proud to announce that USP has become formally affiliated with AFSUMB (Asian Federation of Societies for Ultrasound in Medicine and Biology) and WFUMB (World Federation of Societies for Ultrasound in Medicine and Biology).

**[ We 're on the Web! ]**  
[www.ultrasoundociety.org](http://www.ultrasoundociety.org)

## Contact us

Ultrasound Society Of Pakistan  
Room No. 1 Doctor's Plaza  
Hilal-e-Ahmer House  
Main Clifton Road, Kehkeshan  
Karachi,  
Pakistan.  
Phone: 92 - 21 - 5836789  
Fax: 92 - 21 - 4551020  
E-mail: [headoffice@ultrasoundociety.org](mailto:headoffice@ultrasoundociety.org)



## Editorial Board

**[** Dr. Mussarat Hassan Dr. Saulat Nawaz  
Dr. Fazeel-uz-Zaman Dr. Javed Iqbal Chawla **]**

## USP Executive Board Members

### PRESIDENT

Dr. Muhammad Saulat Nawaz  
62-c, Model Town  
Jail Road  
Faisalabad, Pakistan

### PAST PRESIDENT

Dr. Musarrat Hasan  
3-A/III, 9th Street  
Phase II, DHIA  
Karachi

### PRESIDENT ELECT

Dr. Ghazala Durrani  
22-D, Shehbaz Town  
Phase II, Samugali Road  
Quetta, Pakistan

### VICE PRESIDENTS

**SINDH**  
Dr. Faiza Ubaid  
H-B, 11th Central Street  
PHASE II  
Defence Housing Authority  
Karachi, Pakistan

### BALUCHISTAN

Dr. Mohammad Moqem  
Market Road  
Pishoon Balouchistan, Pakistan

### N.W.F.P

Dr. Aljaz Ahmed Malik  
Aijaz Ultrasound Clinic  
Dera Ismail Khan, Pakistan

### SECRETARY GENERAL

Dr. Khalid I. Siddiqui  
Flat# 106  
Allama Iqbal Road  
Block II, PECSH  
Karachi, Pakistan

### TREASURER

Dr. Tehseen Pervaiz  
G-4, Green Tower  
133-Garden West  
Karachi, Pakistan

### EXECUTIVE MEMBERS

#### SINDH

Dr. Asma Javed  
G.F-2, Block 66  
Sew View Apartment  
Phase V, Kyayaban-e-Schar  
Defence Housing Authority  
Karachi, Pakistan

#### Dr. Shahida Zaidi

140-R, Block# 2  
P.E.C.H.S.  
Karachi, Pakistan

### PUNJAB

Dr. Javed Iqbal Chawla  
Chawla medical Centre  
Sumandri Road  
Faisalabad, Pakistan

Dr. Tahir Hameed Mujahid  
Chak# 121/J.B  
Gokhwal Millat Road  
Faisalabad, Pakistan

### BALUCHISTAN

Dr. Vijay Kumar Bhatia  
City Ultrasound  
Fatima Jinnah Road  
Quetta, Pakistan

Dr. M. Gul Shah Marwat  
Shah Medical Centre  
Power House Road  
Chaman (Quetta), Pakistan

### N.W.F.P

Dr. Farhana Yasin  
C/o Lt. Col. Ahmed Mukhtar  
85 MDC Risalpur  
Risalpur N.W.F.P, Pakistan

Dr. Fazeel-uz-Zaman  
Mufti Clinic Rural Medical Research &  
Welfare Centre Khalabat Township  
Hazara, Pakistan

## About Ultrasound Society of Pakistan

The Ultrasound Society of Pakistan was founded in 1990 at Karachi, Pakistan by a group of dedicated members with Dr. Shahida Zaidi as the president and Dr. Musarrat Hassan as the Secretary General, and as per rules of the Government of Pakistan the Society is registered by the Corporate Law Authority.

**"Ultrasound Society of Pakistan is committed to the advancement of the art and science of ultrasound in medicine and research."**

The ultrasound Society of Pakistan is committed to the advancement of the art and science of ultrasound in medicine and research. Clinical meetings, seminars and conferences are held regularly in different cities of Pakistan on rotation basis, for the promotion of interest and education in ultrasound all over the country. Some of these members are eminent doctors of the country who are also involved in teaching in various universities.

The Conferences and seminars are well attended by the members in which state of the art lectures are presented on slides and videos. These conferences also include exhibits of latest ultrasound machines and books so that the members are promptly updated about the latest in ultrasound technology.

The international congresses are always preceded by courses and workshops on important topics such as Color and Power Doppler Ultrasound and latest in OB/GYN. Most of the time the venue of the conferences is a hospital or its affiliated educational institute so that people working in other branches of medicine are also made aware of this modality.

Moreover, ultrasound Society of Pakistan arranges lectures and seminars for general physicians and surgeons to inform them about the up-to-date knowledge and role of ultrasound in different diseases, its sensitivity,

specifically in the diagnosis of clinical problems and about its limitation and importance of co-ordinated diagnostic imaging. The more we get close to one another and with the clinician, and as we educate ourselves first and then people around us, then there is a great chance that diagnostic ultrasound will continue to remain one of the most safe and beneficial diagnostic procedure.

**"There is a great chance that the diagnostic ultrasound will continue to remain one of the most safe and beneficial diagnostic procedure."**

Now any effort that we put in individually or collectively at national or international level, has to be carried out in the hope of the future that a new dawn shall make us familiar with new areas in ultrasound diagnosis for the welfare of humanity.

## Objectives of USP

The purpose of USP is to promote the highest possible standards of medical ultrasound in Pakistan, to assist in the dissemination of scientific information and to provide education in this speciality. The objectives for which the society is established are:

1. To advance, encourage and assist education and research in diagnostic ultrasound.
2. To focus the efforts of broadly based multi disciplinary group in bringing together a range of views, skills and experience involving all aspects of diagnostic ultrasound.
3. The advancement of education in ultrasound and provision of advice and information to the doctors in this field and in other allied sciences.
4. To arrange technical and teaching seminars and clinical meetings.
5. To encourage the continuing medical education in the field of diagnostic ultrasound.
6. To provide a forum for social interaction and good fellowship among doctors in this field.
7. To make sure that the breadth of experience and expertise found within USP is unquelled by any other organization in this field.
8. To establish and maintain high standards of education and training. USP attracts the interests, commitment and service of a large number of professionals. The diversity along with the opportunities provided for the exchange of knowledge and points of view has become one of the society's unique and strongest assets.

## USP Events at a glance

### First International Conference

Our first international conference was arranged at Avari Towers in the metropolitan city of Karachi in 1990. Outstanding figures like Prof. Francis Weill, President World Federation of Ultrasound, Prof. Lindsay Allen, Prof. Keith Dewbury, Prof. V. Binda, Prof. H. K. Chopra, Prof. Wilyano Wibsono made the conference memorable by their enthralling lectures.

### The National Conference on Ultrasonography at Faisalabad

Our next national conference was held in Faisalabad, the Manchester of Pakistan, in the serene surroundings of oriental Serena. It was well organized by Dr. Muhammad Saulat Nawaz. Speakers from home and abroad participated. It was enthusiastically attended by doctors from all over the country.

### The National Conference on Ultrasonography of Quetta.

The next national conference was held in Quetta, where the air is laden with the crisp fragrance of

**"Ultrasound society of Pakistan has always worked on scientific and educational grounds for the advancement of medical ultrasound both nationally as well as internationally"**

budding apples, plums and apricot blossoms. The conference was attended by thirty delegates, participating from various part of the country. Outstanding papers were presented based largely on their own research work. The conference was organized jointly by Dr. Vijay Kumar Bhattia and Dr. Ghazala Durani

### The Peshawar National Conference on Ultrasonography

The ultrasound society of Pakistan held its next national conference in the mystic and historic city of Peshawar.



Dr. Saecoda Majid and Dr. Ahmed Shafi arranged the conference.

### Fifth International Congress 1998

The Society held the fifth international congress in December 1998, again in the mesmerizing and famous city of Karachi.

Following foreign speakers attended the congress and delivered enthralling lectures.

Dr. Prof. Edward A. Lyons M.D. From Canada

Dr. Azza Hammoui from Tunisia

Dr. San Kan lee from Taiwan

Dr. Barry B. Gold from U.S.A.

(Satellite Lecture)

### 6th International Conference on Ultrasonography 5th to 9th July 2000

The society held its 6th international conference on ultrasonography from 5th to 9th July 2000 at the famous Marriott hotel, Islamabad. It was attended by a galaxy of National and International figures in the field of Ultrasound in medicine and Biology, like Prof. Hiroki Watanabe. The President AFSUMB and president - elect of WFUMB and Prof. Roger C. Sanders who is the author of very famous books on ultrasound technology and its use on the medical side

**"A gold medal was awarded to Late Dr. Farooq Bhuriya in congress 2000 for his outstanding services for U.S.P."**

The congress was inaugurated by Prof. Watanabe, preceded by a course on different aspects of OB/GYN ultrasonography, covering wide range of topics about the breast ultrasound.

### Seminars


During the last eight years the society has been arranging very successful one-day seminars in different parts of Pakistan, such as Lahore, Islamabad, Bhurban and Karachi. The members have always actively participated in the seminars to enhance their existing knowledge in ultrasound.



### Meetings and workshops

Various clinical meetings and workshops were held in Karachi, Lahore and Faisalabad in which Dr. Musarrat Hassan, Dr. Shahida Zaidi, Late. Dr. Farooq Bhuriya and Dr. Muhammad Saulat Nawaz have played the pivotal role along with other members of the society.

## Ultrasound Society of Pakistan Highlights



Dr. Muhammad Sault Nawaz is giving his lecture in congress 2000



The brother of Late Dr. Farooq Bhurya (Founder member and General Secretary) is receiving a shield and Gold Medal from Prof. Roger C. Sanders for Dr. Farooq Bhurya's outstanding services to USP.



Prof. Roger C. Sanders delivering his lecture in Congress 2000.




Audience during International Congress 2000 in Islamabad.



(L to R) Dr. Musarrat Hassan late Dr. Farooq Bhurya and Dr. Muhammad Sault Nawaz at Taj Mahal during Agra conference in 1992.



Dr. Salfar Ali Malik receiving a shield from chief guest, Principal Rawalpindi Medical College.



Dr. Muhammad Sault Nawaz presenting a gift to Prof. Hiroki Watanabe President World Federation of Ultrasound.



Congress 2000 Dr. Musarrat Hassan and Prof. Roger C. Sanders



Prof. Dr. Hiroki Watanabe President world federation of Ultrasound in Congress 2000 Islamabad.




## Ultrasound Society of Pakistan Highlights



Chief guest, Governor Balochistan Justice (Rtd) Amir-ul-Mulk Mengal, Prof. Shehbaz Naseer Baloch, Dr. Muhammad Saulat Nawaz and Dr. Khalid Siddiqui.



Congress 2000 The chief guest is presenting a gift from USP to Prof. Roger Sanders of USA.



President Ultrasound Society of Pakistan Dr. Muhammad Saulat Nawaz receiving shield from Chief guest, Governor Balochistan Justice (Rtd) Amir-ul-Mulk Mengal.



Congress 2000 Dr. Musarrat Hassan (President USP) presenting a shield to the Chief guest, Principal Rawalpindi Medical College.



Late. Dr. Farooq Bhurya in 1992 at Faisalabad, conference.



Congress 2000 stage photo with Prof Roger C Sanders.



Chief guest, Governor Balochistan Justice (Rtd) Amir-ul-Mulk Mengal being received during the joint congress of Society of Obstetricians and Gynecologists of Pakistan and Ultrasound Society of Pakistan.



Dr. Shahida Zadi, First President of Ultrasound Society of Pakistan



Congress 2000 (L to R) Dr. Zahid Pasha, Dr. Muhammad Saulat Nawaz Current President USP, Dr. Hiroki Watanabe President of World Federation of Ultrasound, Dr. Musarrat Hassan Past President USP, Dr. Khalid Iqbal Siddiqui General Secretary USP.

# Ultrasound Society of Pakistan

(Licence from Corporate Law Authority Section 42 of the Company Ordinance 1984)

Restricted Circulation

Volume III Part II

APRIL TO JUNE 1991

## HIGHLIGHTS OF THE 7TH CLINICAL MEETING (SIND)

N  
E  
W  
S  
L  
E  
T  
T  
E  
R

7th Clinical meeting of Ultrasound Society of Pakistan was held on 8th February, 1992 at Baqai Hospital at 1.30 p.m. Dr F.U. Baqai was the chief guest.

Meeting started with the recitation of Holy Quran.

Dr. Rehana Ahmed giving the introduction thanked Ultrasound Society of Pakistan for giving her this opportunity to arrange and hold this clinical meeting at Baqai Hospital.

Dr. Musarrat Hasan well coming the chief guest and other participants gave brief introduction of the society and its activities for the promotion of Ultrasound.

Dr. F.U. Baqai speaking on the occasion thanked Ultrasound Society of Pakistan for holding this clinical meeting at Baqai Hospital. He stressed the need and importance of Ultrasound as non invasive diagnostic tool.

During clinical session, Dr. Rehana Ahmed presented some very interesting cases. Her presentation included unusual case of testicular seminoma.

Sonographic features and surgical findings were discussed.

Dr. Shahida Zaidi delivered a brief talk on role of ultrasound in cases of female infertility with emphasis on ovulation and endovaginal scanning.

Importance of ultrasound monitoring to avoid associated complications were also highlighted.

Dr. Musarrat Hasan presented some very interesting and unusual cases recorded on V.C.R. among many interesting cases, his presentation included:-

- Cervical stenosis.
- Sub chorionic cyst in placenta with haemorrhage.
- Doppler duplex in tumor neovascularity, IUGR and portal hypertension.
- Multi cystic dysplastic kidneys in foetus.

Dr. M. Farooq Bhuyra gave practical demonstration on some of the interesting and complicated patients on Tosbee Machine (Toshiba).

A case of hepatoma was demonstrated and differential diagnosis of complex hepatic focal masses and their sonographic features were discussed.

Differentiation of acute and chronic pancreatitis and paranchymal echogenicity of the pancreas in different age groups was discussed in one patient with pancreatitis.

Dr. Musarrat Hasan then informed the audience about one day Seminar on Color Doppler to be held on 8th May, 1992 at Pearl-Continental Karachi. He also announced for the National Conference on ultrasonography to be held at Faisalabad from 4 to 6 November 1992.

Lunch was served in the end with the courtesy of Mediquips (Distributors of Toshiba Ultrasound Machine).

### National Conference

on

### ULTRASONOGRAPHY

at

**SERENA HOTEL**  
FAISALABAD

Hosted by:

*Ultrasound Society of Pakistan*

For Details Contact:

**DR. M. SAULAT NAWAZ**  
Chairman Organising Committee  
62-63 Model Town, Jail Road,  
Faisalabad - Ph: 613881 - 614881.

*Ultrasound Society of Pakistan*

In Collaboration with  
Institute of Ultrasound Imaging

Presents

**One Day Seminar**

(Friday 8th May, 1992)

**15Th On**  
**Color Doppler**

for details contact  
Secretary General

*Ultrasound Society of Pakistan*

Room No. 1, Hilal-e-Ahmer House, Main Clifton Road, Karachi - Phone: 536789

**ADDITIONAL MEMBERS****KARACHI**

Amina Khalid Dr.  
 Azra Rizwan Dr.  
 Farah Naz Khan Dr.  
 Farah Khalid Dr.  
 Haseen Bano Saeed Dr.  
 Kausar Zafar Dr.  
 M. Ashfaq Burney Dr.  
 Naushaba Naz Dr.  
 Nazroon Naim Khan Dr.  
 Noor Jehan Dr.  
 Nazrat Jamil Dr.  
 Rahat Ali Dr.  
 Sabooha Farukh Dr.  
 Samina Haqqani Dr.  
 Shazia Mahmood Dr.  
 Shahroz Nissem Dr.  
 Tariq Aziz Shaikh Dr.  
 Tarveer Arif Dr.  
 Tehseen Pervez Dr.  
 Zakaullah Agha (Capt.) Dr.  
 Zareen Pathan Dr.  
 Zebunnisa Saeed Dr.

**HYDERABAD**

Ashok Kumar Mankani Dr.  
 Ghulam Mujtaba Noohpoto Dr.  
 Shahabuddin Qureshi Dr.  
 Sundri Bai Dr.

**BADIN**

Mahzab Dr.

**SUKKUR**

Iriana Soomro Dr.  
**FAISALABAD**  
 Agha M. A. Bashir Dr.  
 Khawar Nadeem Dr.  
 Tahira Hasan Dr.

**JHANG**

Akbar Hussain Dr.  
 M. Anwar Mehdi Dr.

**JACOBABAD**

Arif Ali Shaikh Dr.

**MULTAN**

Athar Masood Dr.  
 PESHAWAR  
 Masood Ahmed Dr.

**KAHUTA**

Fazail Karim Dr.

**COURSES, SEMINARS, CONFERENCES****AFSUMB '92 - SEOUL KOREA**

Aug 30, 1992 - September 3, 1992  
 Contact: Congress Secretariat: The 3rd  
 AFSUMB, Rm 1318 Seoul National University  
 Hospital 28 Yongeong - Dong,  
 Chongo - Gu, Seoul, Korea.  
 Tel: 822-766-0930, Fax: 82-2-7660950

**SECOND NATIONAL CONFERENCE  
ON ULTRASOUND****AGRA (INDIA)**

October 16th, 17th, 18th, 1992  
 Contact: Dr. Narendra Malhotra  
 Malhotra Nursing and Maternity Home  
 84, M.G. Road, Agra-10,  
 India. Phone: 63987, 66879, 72058.

**PROCEEDING OF 2ND CLINICAL  
MEETING (N.W.F.P.)**

Meeting was held at Greens Hotel Peshawar on  
 28th February 1992. Following cases were  
 presented and discussed:

1. Hypernephroma with a thrombus in lumen of L.V.C. and enlarged para aortic lymph nodes by Dr. Zahoorullah.
2. Foetal ascites by Dr. Romana Rahim.
3. A cases of chocolate cyst by Dr. Kausar.
4. Ultrasound placentography by Dr. Kausar.
5. Placental localization in cases of Antepartum haemorrhage, placental gradings and its applications by Dr. Saeda Majid.
6. A case of trichilezora by Dr. Murad Ali.

**GENERAL BODY MEETING  
OF****Ultrasound Society of  
Pakistan**

will be held at 2.30 p.m.  
on 6th May, 1992

**15th  
at  
PEARL CONTINENTAL****Karachi**

You are requested to kindly attend.

**RENEWAL OF MEMBERSHIP**

Those who have not paid their dues are requested to clear them by 8th May 1992.

*Wishing you  
Happy Eid Greeting*

from:

**DR. MUSARRAT HASAN**

Secretary General

*Ultrasound Society of  
Pakistan*



PHOTO GRAPH TAKEN AT 7TH CLINICAL MEETING BAQAI HOSPITAL KARACHI.

Volume 1, Issue 2

June 2002



Newsletter June, 2002

Ultrasound Society of Pakistan

Affiliated with  
Asian Federation of Societies for Ultrasound in Medicine and Biology & World Federation of Ultrasound in Medicine and Biology

## Letter to Members

### Dear Colleagues

It is mid summer when this Newsletter is reaching your hands. After working the whole year, every one must be thinking to pack up and go for holidays. Apart from the demands of our leisure time, professionally it ought to be our top most priority to treat and cure our patients by continuously educating ourselves and updating our knowledge in our field.

We have a lot of work ahead of us, if we are to be successful. This indeed requires not only our collective efforts but the dedication and commitment of each and every one of us as well.

It ought to be our top most priority to treat and cure our patients by continuously educating ourselves and updating our knowledge in our field.

I would love to have your suggestions and ideas to further enhance the contents of the Newsletter. You can send these via mail, e-mail or fax directly on 041-616881. The next issue will be out by mid October 2002. Till then I wish you all enjoyable holidays, a pleasant summer and a prosperous future.

Yours sincerely

Dr. Muhammad Saulat Nawaz  
President  
Ultrasound Society of Pakistan

## Event of the Year

Color Doppler Seminar with introduction to 3-D  
Ultrasound in Karachi, 23 - 24 March, 2002.

It was Karachi that hosted the Color Doppler Seminar at Avani Towers on 23 March and 24 March, 2002. The attendance in numbers and in quality surpassed the previous gatherings as the subject was of immense interest to all professionals from Ultrasound field, knowledgeable as well as knowledge thirsty were equally enthusiastic to teach and learn during two days of the seminar.

Dr. Musarrat Hasan, the past president of USP welcomed the participants to the seminar and invited Dr. M. Saulat Nawaz, President of USP on the stage who recited from The Holy Quran and then delivered his opening address. Dr. M. Saulat Nawaz briefed the audience about the efforts involved in organizing this seminar and thanked Dr. Musarrat Hasan without whom the seminar would have merely remained a wish. Dr. Khalid Iqbal Siddiqi, General Secretary USP, whose efforts

equally resolved the initial hiccups and Prof. Nawaz Anjum who despite his busy schedule and respected as the teacher of teachers, came all the way from Lahore to share his knowledge with the participants.



Distinguished Speakers of the Seminar:  
L to R: Dr. Musarrat Hasan, Dr. M. Saulat Nawaz, Dr. Shahida Zaidi, Prof. Nawaz Anjum, Prof. Sadiq Ali Malik, Dr. Saqib Anwar Malik, Dr. Khalid Iqbal Siddiqi

## Event of the Year

The first two presentations were from Dr. Musarrat Hasan, who discussed and explained Hemodynamic of Color Doppler and Knobology of Color Doppler Ultrasound.



Prof. Safdar Ali Malik delivering his lecture.

Tea break was followed by an overview of Clinical Application of color Doppler Ultrasound conducted by Prof. M. Nawaz Anjum. A question and answer session enhanced the overall grasp of the audience who were never short of good questions that were answered patiently and professionally by Prof. Nawaz Anjum.

Dr. M. Saulat Nawaz briefed the audience about the efforts involved in organizing this seminar and thanked Dr. Musarrat Hasan without whom the seminar would have merely remained a wish.

The lunch break was followed by five important presentations involving Color Doppler Ultrasound.



Dr. M. Saulat Nawaz, President USP, delivering his lecture.

The first was on Assessment of Fetal Well Being with special reference to IUGR by Dr. Shahida Zaidi, the first President of USP and President elect of AOFOG. Prof. Safdar Malik, Associate Prof. Department of Radiology, Allama Iqbal Medical College, Lahore made three presentations and discussed assorted cases of color Doppler Ultrasound in fetal malformation, role of Color Doppler Ultrasound in 1 trimester and role of Color Doppler Ultrasound and its Management in Ectopic Pregnancy.

Dr. Musarrat Hasan made his third presentation of the day and elaborated on the role of Color Doppler Ultrasound in Trophoblastic disease.



A cross section of audience listening to a lecture during the seminar.

The afternoon tea was followed by an introduction to 3-D ultrasound and Practical Demonstration of the Color Doppler system. Dr. Musarrat Hasan once again proved his prowess and stamina by making an interesting presentation that saw all the participants showing keen interest and wanting for more although it was dinner time.

On the second day, first presentation was an evaluation by Color Doppler Ultrasound of lower Abdominal masses in female pelvis. Dr. Musarrat Hasan touched the subject from all angles and was dually applauded by the participants.

In his presentation Dr. Muhammad Saulat Nawaz explained the role of Color Doppler in Chronic Liver Disease & portal hypertension. The slides and charts shown during his presentation made it more interesting and absorbing for the participants to follow and understand the subject. Prof. M. Nawaz Anjum showed the participants how to do 4 vessel Color Doppler in the neck.



A cross section of the audience.

The morning tea break was followed by three presentations on female infertility with emphasis on tubal patency by Color Doppler Ultrasound and Echovist role of the Color Doppler Ultrasound in Erectile Dysfunction and Color Doppler Ultrasound in lower Limb Arteries disease by Prof. Safdar Malik, Prof. Nawaz Anjum and Dr. Saulat Nawaz respectively.

The team spirit was enhanced by the humorous anecdotes of Prof. Nawaz Anjum and Dr. M. Saulat Nawaz in their presentations.

Post lunch session included three presentations by Dr. Musarrat Hasan at different intervals on Color Doppler Ultrasound in Venous problem of lower Limbs, Measurements in Doppler, assorted cases in Color Doppler Ultrasound with special reference to Urinary system, prof. Safdar Malik made two presentations on the Role of Color Doppler Ultrasound in thick endometrium and ovarian evaluation, clinical application of Color Doppler Ultrasound in emergency and Dr. M. Saulat Nawaz discussed Color Doppler Ultrasound in upper limb arterial disease.

Volume 2, Issue 3

October, 2003



Newsletter October, 2003

Ultrasound Society of Pakistan

Affiliated with  
Asian Federation of Societies for Ultrasound in Medicine and Biology  
World Federation of Ultrasound in Medicine and Biology



## Letter to Members

Dear Colleagues

After blissful Ramzan, festive Eid and winter holidays the current year nears its end. We look back with satisfaction that Ultrasound Society actively pursued its goals of knowledge and skill enhancement in the field of Ultrasound. The Society organized several seminars and workshops, which were always very well attended. The new year approaches with new hopes and new aspirations. Like previous years Ultrasound Society of Pakistan also plan to arrange many seminars. We will keep you updated by mailing the details of the forthcoming events.

As the year 2003 concludes and the new year 2004 unfolds I wish you a very happy and prosperous new year.

Thank you  
yours sincerely  
Dr. Muhammad Saalat Nawaz  
Chief Editor



## Clinical Symposium on Ultrasound Islamabad, 16 July 2003.

It was 26th of July 2003 that Ultrasound Society organized a One Day National Seminar on OBS/Gyn at Serena Hotel Islamabad. This seminar could well be called a south Asian seminar as two guest speakers from India also delivered lectures in it. Dr. Deepak Chawla Incharge Department of Ultrasound, Sir Ganga Ram Hospital, New Delhi and Dr. Rahul Sachdev were pleasant additions to this seminar, which was graced by prominent personalities from the field of ultrasound. The seminar started with recitation from Holy Quran, which was recited by Dr. M. Saalat Nawaz, the out going President of the society whose tenure saw a lot of activity. The efforts of Ultrasound society of Pakistan to promote Ultrasound Education and skill enhancement were readily recognized. Dr. Musarrat Hasan welcomed the



Past President Dr. M Saalat Nawaz making his presentation



Dr. Musarrat Hasan making a Point during his presentation

distinguished guests from India and emphasized the importance of cross-cultural exchange of ideas and experience, which would benefit all participants. The welcome address was followed

### ULTRASOUND WORKSHOP

Asian Federation of Societies for Ultrasound in  
Medicine and Biology

In collaboration with

*Ultrasound Society of Pakistan*

17<sup>th</sup> 18<sup>th</sup> & 19<sup>th</sup> January 2004

Pearl Continental Hotel, Karachi-Pakistan

Continued on last page

## Clinical Symposium on Ultrasound

by an important presentation from him on "Number and values in colour Doppler". Dr. Shahida Zaidi the first president of the society spoke on Sonographic Detection of Fetal skeletal Malformations. Prof. M. Nawaz Anjum from Lahore presented Clinical Application of Colour Doppler and made it



The indian guest speaker Dr. Deepak Chawla with Dr. Zahid Pasha, Dr. M. Saulat Nawaz and Dr. Khalid Iqbal Siddique.

understandable with his professional approach and teaching experience. Just before the tea break Dr. Iqbal Ahmed Malik introduced "Telesonography" and captured the attention of audience by presenting the latest advances that are being practiced in the developed countries, the same could be introduced in Pakistan also. The second session had first presentation by Dr. Saulat Nawaz on Sonographic Clues to Fetal Chromosomal Abnormalities. Detection of fetal chromosomal abnormalities by ultrasound imaging requires an exceptional skill and knowledge. Dr. M. Saulat Nawaz eloquently delivered the lecture and threw light on many aspects of the topic in an interesting and absorbing manner. Prof. Safdar Ali Malik from Lahore presented "Interventional



Dr. Rahul sachdev, the guest speaker from India.

Ultrasound" with ease and precision that kept the participants attention on the topic all the way to the end. Dr. Deepak Chawla from India made an excellent presentation on "3D Ultrasound in

All this sharing of ideas, knowledge and feeling feelings created a sense of worthiness among all those who were there. They left for home with pride and satisfaction after attending another memorable seminar organized by the society .

Gynecology" and earned the respect of his peers and juniors in Pakistan who had the privilege of being in the seminar. As Dr. Deepak concluded his lecture, lunch was announced and participants enthusiasm was no less for it as it was for the seminar. Prof. Nawaz Anjum returned with another good lecture on "Level II Ultrasound in Obstetrics" and was followed by the second Indian guest speaker



Dr. Shahida zaidi presenting her lecture.

Dr. Rahul Sachdev who spoke on "Fetal Hypoxia", his thoroughly professional presentation with a casual style was like a breath of fresh air. Prof. Safdar Ali Malik returned with his second presentation on "First Trimester Scanning" and did not leave any point un-discussed about the topic. Dr. Deepak returned with a new topic, "Role of Ultrasound in Male Infertility" and enhanced the knowledge of the participants to a great extent. The conclusion of Dr. Deepak's presentation was followed by the second tea break.

The fourth and the last session of the seminar began with a presentation by Dr. Fazeel uz Zaman on "Diagnostic and Interventional Ultrasound in Hydatid Disease" who spoke at length on the usefulness of Ultrasound in Hydatid Disease. Dr. Durce Sabih who had accompanied the Indian guests from Lahore to Islamabad presented his paper on "Renal Concretions Versus Con-cretions" and very ably distinguished the different aspects of the dual topic. Dr. Ambreen Zafar highlighted "Panoramic view Sonography" and elaborated on the advantages of Panoramic view Sonography in diagnosis. Dr. Zahid Pasha, the source of energy at



Dr. Zahid Pasha making his presentation.

Rawalpind and Islamabad Chapter of the Society made the last presentation on "Ultrasound of Interesting Regions" with enthusiasm and dedication. It was time to wrap up and Dr. Musarrat Hasan concluded the session very well indeed. He not only thanked all those who had participated but also those companies that had taken stalls in the seminar and the people who had helped in organizing the seminar. The Indian

This seminar could well be called a south Asian seminar as to two guest speakers from India also delivered lectures in it. Dr. Deepak Chawla Incharge Department of Ultrasound Sir Ganga Ram Hospital New Delhi and Dr. Rahul Sachdev were pleasant additions to this seminar.

3rd NATIONAL CONFERENCE OF  
*Ultrasound Society of Pakistan*  
PESHAWER  
NOVEMBER, 1994

**For Details Contact:**  
**DR. MURAD ALI KHAN**  
Farman Manzil, 2nd Mile Stone,  
Warsak Road Peshawar 05160  
Ph: 210031-39

*IX International Congress  
International Society  
THE FETUS AS A PATIENT  
November 29 - December 1, 1993  
Fuji - Yoshida, Japan*

**For Details Contact:**  
**C/O. PMSI JAPAN LTD.**  
Royal Bldg., 12-8 Nibancho  
Chiyoda-Ku, Tokyo 102 Japan  
Tel: 03-5275-6991  
Fax: 03-5275-6994

*7th World Congress  
of  
W F U M B  
(World Federation of Ultrasound in  
Medicine & Biology)  
Sapporo  
July 17 - 22, 1994*

**For Details Contact:**  
**C/O INTERNATIONAL CONGRESS SERVICE**  
Inc, Kashi Bldg., 2-14-9, Nihombashi  
CHUO-KU-TOKYO 103, JAPAN  
Ph: 813-3272-7981  
Fax: 813-3272-2445

*The 4th Congress of  
AFSUMB '95  
(Asian Federation of Societies  
for  
Ultrasound in Medicine & Biology)  
August 25 - 29, 1995  
Beijing, China*

**For Details Contact:**  
**Secretariat,  
AFSUMB '95**  
Chinese Medical Association  
42 Dongsi Xidajie  
Beijing 100710  
CHINA

*The 8th Congress of the  
European Federation of Societies  
for Ultrasound in Medicine and  
Biology  
October 12 - 16, 1993  
Innsbruck / Austria*

**For Details Contact:**  
**SECRETARIAT EUROSOM '93**  
Clinic of Internal Medicine, Dept. of  
Gastroenterology (Frau Sabine Haag)  
AnschtraBe 35, A-6020,  
Innsbruck / Austria  
Tel: 512-504 Ext. 3361.



# Ultrasound Society of Pakistan

(Licence from Corporate Law Authority Section 42 of the Company Ordinance 1984)

Restricted Circulation

Volume II Part I

JAN TO DEC 1991

## PROCEEDING OF THE 1ST CLINICAL MEETING OF U.S.P. (N.W.F.P.)

N  
E  
W  
S  
L  
E  
T  
T  
E  
R

First clinical meeting of the Ultrasound Society of Pakistan (NWFP) was held at a local hotel in Peshawar on 26.7.1991. The meeting was chaired by Dr. S.M. Suhail, Dr. Ahmad Shah acted as Secretary. The meeting started with recitation of Holy Quran by Dr. Zahoorullah.

Dr. Saeeda Majid welcomed the members of the first clinical meeting specially those from distant parts of the province. She gave a brief introduction of the U.S.P. and highlighted its academic activities.

Dr. Murad Ali showed a video film of a rare case of biliary ascariasis having five worms in Gall bladder. He presented slides about incidence of ascariasis infestation in Pakistan/Indo-Pakistan subcontinent/whole world and also showed pictures of worms in G.B. and C.B.D. Besides the Clinical presentation he described the use of different diagnostic modalities in the assessment of patients with ascariasis and also elaborated their merits and limitations.

Dr. Mohammad Wahaj showed video film of interesting cases which included Hydatid cyst of liver, Huge ovarian mass, Normal foetal heart and vessels, Anterior abdominal wall abscess, ureteric stone and ureteric jet. The most interesting case was normal intrauterine pregnancy resembling an Ectopic gestation. Besides case reports he also showed film of water bag technique for visualization of superficial tissues and scanning of thyroid and internal carotid arteries with a 3.5 MHz transducer.

At the end of scientific session Dr. Musarrat Hassan the Secretary General of U.S.P. who came from Karachi presented very interesting cases on overhead Projector. These included Hydatidiform mole with emphasis on significance of doppler study in such patients. Besides this, cases of uretero coele, hydroneurter and its differential diagnosis was also discussed. This session was followed by a short period of question and answer.

Finally General Body Meeting was held in which the following decisions were taken after some discussion.

1. To promote academic activities and to hold a clinical meeting at least once in three months.
2. To hold a National Seminar in November 1991.
3. To promote the membership of the U.S.P. (NWFP).

The meeting was followed by lunch.

## HIGHLIGHTS OF 5TH CLINICAL MEETING (SIND)

5th Clinical meeting of the Ultrasound Society of Pakistan was held at Dr. Shahida Zaid's new clinic - PECHS, Karachi. Meeting was attended by over 70 participants. Dr. Shahida Zaid presented interesting cases recorded on V.C.R. and discussed its sonographic features. Following cases were shown:

- Two cases of uterine malformations
- Two cases of hydatid cyst of liver

- Three cases of foetal abnormalities.
  - Meckles syndrome
  - Cystic hygroma
  - Hydrocephalus with spina bifida.

Dr. Musarrat Hassan then briefed the audience about the meeting of the World Federation of Ultrasound in Medicine in Copenhagen and the Congress of International Perinatal Doppler Society at Malmo, Sweden. He informed the audience about the following developments taking place in ultrasonography:

Use of colour doppler in whole body with special reference to OBSS/Gyn.

Three dimensional ultrasound.

New books in the market.

He also discussed some of the research papers on various topics, presented in these Congresses.

In the end, he informed about the affairs of the Society.

Dr. Ghulam Rasool Khatri then volunteered to hold the 6th clinical meeting at Lyari General Hospital. Dr. Perisara Ahmad also volunteered to hold the 7th clinical meeting of Ultrasound Society of Pakistan at Bagai Hospital.

Snacks were served in the end.

6th CLINICAL MEETING OF  
Ultrasound Society of  
Pakistan  
on THURSDAY  
5TH DECEMBER, 1991  
AT: 1:30 P.M.  
AT  
LYARI GENERAL HOSPITAL  
KARACHI  
For Details Contact:  
Dr. Ghulam Rasool Khatri  
Phone: 479741  
Dr. Musarrat Hasan  
Phone: 536789/544117

Room No. 1, Hilal-e-Ahmer House, Main Clifton Road, Karachi - Phone: 536789



## NATIONAL CONGRESS ON ULTRASONOGRAPHY

HOSTED BY:  
ULTRASOUND SOCIETY OF PAKISTAN

### FINAL ANNOUNCEMENT

25-26 OCTOBER 2008  
PEARL CONTINENTAL HOTEL - LAHORE



### Program

#### Ultrasound Workshop

Asian Federation of Societies for  
Ultrasound  
in Medicine and Biology

In Collaboration with

*Ultrasound Society of Pakistan*

17th 18th & 19 JAN 2004

Pearl Continental Hotel  
Karachi - Pakistan

## Ultrasound Congress

23<sup>rd</sup> & 24<sup>th</sup> March 2013

at

Najmuddin Auditorium  
Jinnah Postgraduate Medical Centre, Karachi  
Hosted by:

*Ultrasound Society of Pakistan*



Affiliated with  
Asian Federation of Societies for Ultrasound in Medicine and Biology  
World Federation of Ultrasound in Medicine and Biology

For further information:

Contact Dr. Ambreen Sohaib  
Room No. 1, Hilal-e-Ahmer House,  
Main Clifton Road, Karachi.  
Phone No. 021-35836789 / 021-35866330  
Mobile: 0300-9203174  
Email: musarrat27@hotmail.com

Joint meeting of  
*Ultrasound Society Of Pakistan*  
And  
INSTITUTE OF ULTRASOUND IMAGING  
Karachi  
Presents  
2-Day course on  
Color Doppler (27<sup>th</sup>-28<sup>th</sup> July 2001)  
By  
INSTITUTE OF ULTRASOUND IMAGING  
&  
1-day  
Clinical Meeting (29<sup>th</sup> July 2001)  
By  
*Ultrasound Society of Pakistan*  
at  
Holiday Inn, Islamabad  
**For details, please contact :**

Dr. M. Saikat Nawaz  
62-63 Model Town  
Faisalabad,  
Phone No. 041-614881 - 617888  
613881 - 618881

OR  
Dr. Musarrat Hasan  
Room No. 1, Hilal-e-Ahmer House  
Clifton Road, Karachi  
Phone No. 021-3586330 - 5836789  
5887917 - 5834797

U  
L  
T  
R  
A  
S  
O  
U  
N  
D  
  
I  
N  
  
21st  
  
C  
E  
N  
T  
U  
R  
Y

**ULTRASOUND CONGRESS 2000  
AND  
PRE-CONGRESS COURSE ON  
OBIGYN ULTRASONOGRAPHY**

**UC  
2000**

*5th to 9th July 2000  
at  
Marriott Hotel Islamabad.*



**Hosted by:  
ULTRASOUND SOCIETY OF PAKISTAN**  
CONGRESS SECRETARIAT:  
ADDRESS: 62-C-MODEL TOWN, FAISALABAD,  
PHONE: (92-41)814881,348881  
FAX: (92-41)816881  
Email: nawaz@fcd.comsats.net.pk

P  
R  
A  
C  
T  
I  
C  
E  
  
T  
H  
E  
M  
E  
  
M  
E  
D  
I  
C  
I  
N  
E

Third Announcement and  
Call for Paper

5<sup>th</sup>  
International Congress on  
Ultrasonography  
(18<sup>th</sup> & 19<sup>th</sup> Dec 1998)  
& Pre-Congress Course on  
Color & Power  
Doppler Ultrasound  
(15<sup>th</sup>, 16<sup>th</sup>, & 17<sup>th</sup> Dec 1998)

Pearl Continental Hotel  
Karachi, Pakistan

Hosted by:  
*Ultrasound Society of Pakistan*

CONGRESS SECRETARIAT:  
ADDRESS:  
N 3-A/3, 9<sup>th</sup> Central Street Phase II, Defence  
Housing Authority, Karachi 75000 Pakistan  
PHONE: (9221) 5896330, 5836769, 5867917, 519054  
FAX: (9221) 4551020  
E-MAIL: info@usp.net.pk

*Ultrasound Seminar  
November 21st 1999  
Pearl Continental Hotel  
Peshawar.*



Hosted By:  
**Ultrasound Society of Pakistan**  
Peshawar.  
Conference Secretariat.  
London Xray & Ultrasound Clinic,  
Near Khyber Medical Center Debgari Gardens,  
Peshawar. Ph. 219953.

Ultrasound Seminar 99  
July 17<sup>th</sup>, 18<sup>th</sup> 1999  
Pearl Continental Hotel  
Bhurban



Hosted By:  
*Ultrasound Society of Pakistan*


















Newsletter 2004

*Ultrasound Society of Pakistan*
















































# Ultrasound Workshop

Asian Federation of Societies for Ultrasound  
in Medicine and Biology  
In Collaboration with

*Ultrasound Society of Pakistan*











CARDIOGRAPH  
CORPORATION

ALL MEDICAL WORK DONE  
[Small diagrams and text]



































































2007.11.05


















































































































2007.11.05









